

750W zoom profiles

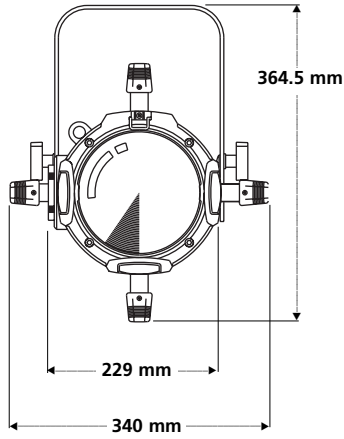


Specifications

Ellipsoidal luminaire 15°-30° and 25°-50°

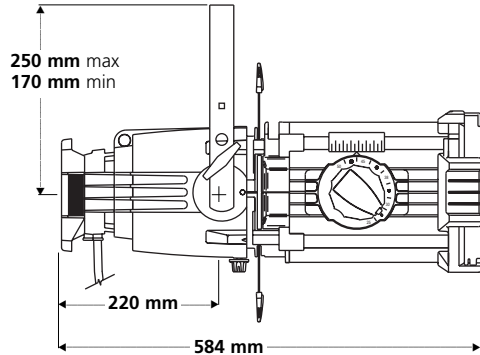
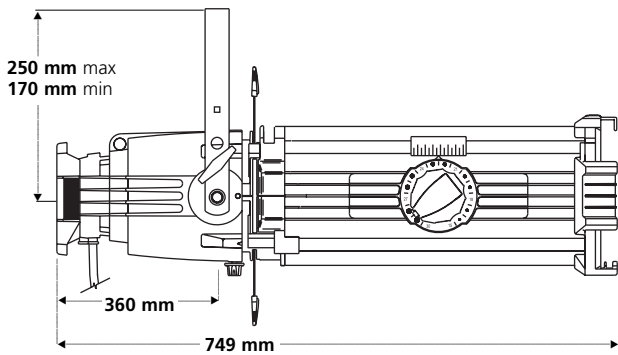
- | | |
|---|--|
| <p>Physical</p> <ul style="list-style-type: none">• Die cast and extruded aluminium construction• One-handed focus mechanism with positive lock (patents pending)• Rotating shutter assembly $\pm 25^\circ$• Stainless steel shutters in a tri-plane assembly• Lens tube door provides easy access for lens cleaning• Positive locking double-clutch yoke• Scale markings for field angle and focus settings• Integral die cast colour frame / accessory holders and top mounted retainer• Thermally insulated handles and knobs• Steel yoke with two mounting positions• Slot for glass or stainless steel gobos• Slot with sliding cover for motorised gobo devices or optional iris• Integrated safety cable support <p>Electrical</p> <ul style="list-style-type: none">• 230-240V, 50Hz• High temperature 3-conductor cable in a silicon rubber outer sleeve• CE approved <p>Lamp</p> <ul style="list-style-type: none">• 750W maximum• HPL — compact tungsten filament lamp• Patented filament geometry makes for extremely efficient light collection and transmission• Integral die cast aluminium heat sink lamp base | <p>Optical</p> <ul style="list-style-type: none">• The 15°-30° variant has two bi-convex lenses• The 25°-50° uses a plano-convex front lens with a bi-convex rear lens• Lenses have anti-reflective coating• Faceted reflector with dichroic coating• 95% of visible light transmitted through the optical train• 90% of infrared radiation (heat) passes through the reflector• Reflector and lenses secured with anti-vibration shock mounts• Low gate and beam temperature, shutters will not warp or distort• Tool free lamp centring (X/Y) and peak/flat (Z) adjustment knobs• Positive locking X, Y and Z adjustments, unaffected by relamping |
|---|--|

15°- 30° & 25°- 50°



15°- 30°

25°- 50°



Source Four Weights*

	Luminaire Weight kg	Packed Weight kg	Packed Dimensions mm
15-30°	9.5	11.5	300 x 300 x 880
25°-50°	8.5	10.5	290 x 300 x 740

*Weights and dimensions approximate

Lamp code	Watts	Volts	Initial Lumens	Colour Temp.	Average Rated Life (hours)	MF
HPL 750/230	750	230	19,400	3,200°	300	0.90
HPL 750/240	750	240	19,400	3,200°	300	0.90
HPL 575/230	575	230	14,900	3,200°	400	0.76
HPL 575/240	575	240	14,900	3,200°	400	0.76
HPL 575/230X	575	230	11,780	3,050°	1500	0.61
HPL 575/240X	575	240	11,780	3,050°	1500	0.64
HPL 375/230X	375	230	7,800	3,050°	1000	0.38
HPL 375/240X	375	240	7,800	3,050°	1000	0.38

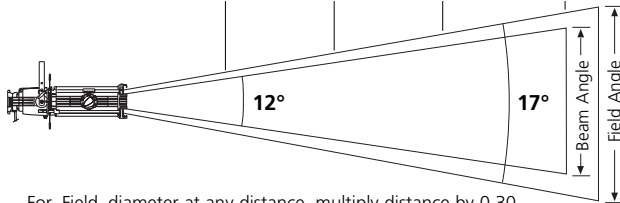
Warning: Use of lamps other than HPL will void CE safety approval and product warranty. Source Four Zoom is rated for 750W maximum.

Note: For illumination with any lamp, multiply the candlepower of a beam spread by the Multiplying Factor (MF) shown for that lamp.

Photometric Data

Source Four Zoom 15°- 30°

15°	Distance (m)	10.0	13.0	16.0	20.0
	Field Diameter (m)	3.0	3.9	4.8	6.0
	Illumination 230V (lux)	2870	1698	1121	718
	Illumination 240V (lux)	2890	1710	1129	723

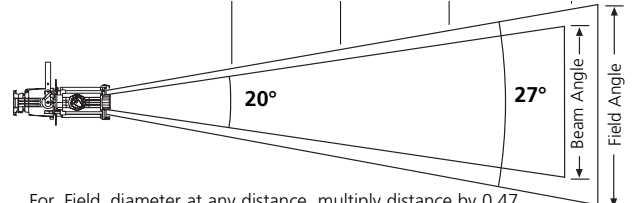


For Field diameter at any distance, multiply distance by 0.30
For Beam diameter at any distance, multiply distance by 0.21

Voltage	Candlepower	Field Lumens	Efficacy LPW	Efficiency %
230	287,000	11,300	15.1	58.2
240	289,000	9,290	12.4	47.9

Source Four Zoom 25°- 50°

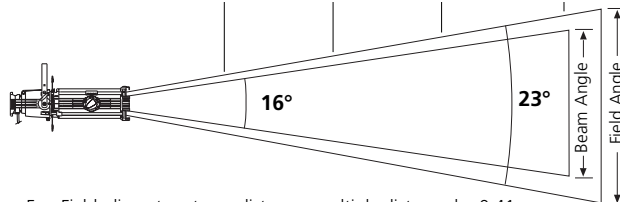
25°	Distance (m)	7.0	9.0	11.0	13.0
	Field Diameter (m)	3.3	4.2	5.1	6.1
	Illumination 230V (lux)	2918	1765	1182	846
	Illumination 240V (lux)	2653	1605	1074	769



For Field diameter at any distance, multiply distance by 0.47
For Beam diameter at any distance, multiply distance by 0.33

Voltage	Candlepower	Field Lumens	Efficacy LPW	Efficiency %
230	143,000	12,600	16.8	64.9
240	130,000	12,400	16.5	63.9

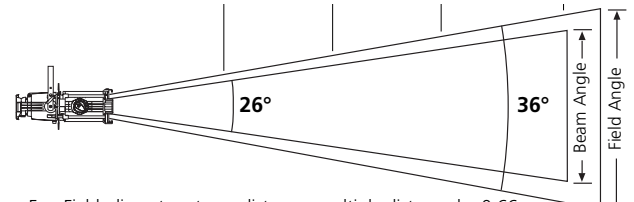
23°	Distance (m)	7.0	10.0	12.0	15.0
	Field Diameter (m)	2.9	4.1	4.9	6.2
	Illumination 230V (lux)	3571	1750	1215	778
	Illumination 240V (lux)	3204	1570	1090	698



For Field diameter at any distance, multiply distance by 0.41
For Beam diameter at any distance, multiply distance by 0.28

Voltage	Candlepower	Field Lumens	Efficacy LPW	Efficiency %
230	175,000	11,800	15.7	60.8
240	157,000	10,800	14.4	55.7

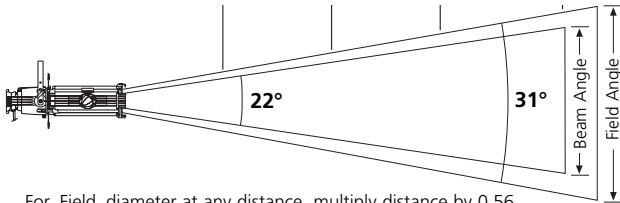
36°	Distance (m)	4.5	6.0	8.0	9.0
	Field Diameter (m)	3.0	4.0	5.3	5.9
	Illumination 230V (lux)	3649	2053	1155	912
	Illumination 240V (lux)	3699	2081	1170	925



For Field diameter at any distance, multiply distance by 0.66
For Beam diameter at any distance, multiply distance by 0.63

Voltage	Candlepower	Field Lumens	Efficacy LPW	Efficiency %
230	73,900	12,800	17.1	66.0
240	74,900	12,400	16.5	63.9

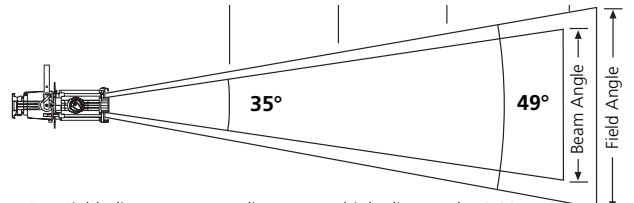
30°	Distance (m)	5.0	7.0	9.0	11.0
	Field Diameter (m)	2.8	3.9	5.0	6.2
	Illumination 230V (lux)	3648	1861	1126	754
	Illumination 240V (lux)	3532	1802	1090	730



For Field diameter at any distance, multiply distance by 0.56
For Beam diameter at any distance, multiply distance by 0.39

Voltage	Candlepower	Field Lumens	Efficacy LPW	Efficiency %
230	91,200	10,700	14.3	55.2
240	88,300	10,100	13.5	52.1

50°	Distance (m)	3.0	4.5	5.5	6.5
	Field Diameter (m)	2.8	4.1	5.0	6.0
	Illumination 230V (lux)	4167	1852	1240	888
	Illumination 240V (lux)	4011	1783	1193	854



For Field diameter at any distance, multiply distance by 0.92
For Beam diameter at any distance, multiply distance by 0.63

Voltage	Candlepower	Field Lumens	Efficacy LPW	Efficiency %
230	37,500	11,700	15.6	60.3
240	36,100	11,600	15.5	59.8

All photometric data in this document was prepared using standard production luminaires, and the Prometric™ measurement system. Luminaires were adjusted for a flat field and were tested with calibrated HPL 750/230V 19,400 and HPL 750/240V 19,400 lumen lamps at their rated voltage. All data normalised to nominal lamp lumens.

To determine illumination in footcandles or lux at any throw distance, divide candlepower by distance squared.

Ordering information

Source Four Zoom

Part No	Description
7060A1240-0X	15°–30° Source Four Zoom (black)
7060A1242-0X	25°–50° Source Four Zoom (black)

Note: Available in black only

ETC Source Four Zooms CE are supplied with colour frame and cable to bare ends as standard.

Source Four Zoom Accessories

Part No	Description
7060A1075	Metal Gobo holder, B size
7060A1075-1	Glass Gobo holder, B size
7060A1022	Safety cable 800mm
7060A1012	Drop-in iris
7060A1020	Colour frame 190 x 190mm (included)
7060A1016	Donut 190 x 190mm
PSF1023	Top hat 190 x 190 x 153mm tube
7060A2028	Balanced yoke assembly kit



Europe Tel: +44 (0)20 8896 1000 • Fax: +44 (0)20 8896 2000
Americas Tel: +1 608 831 4116 • Fax: +1 608 836 1736
Asia Tel: +852 2799 1220 • Fax: +852 2799 9325
Email: mail@etceurope.com • **Web:** www.etconnect.com



7060L1018-GB - rev 8